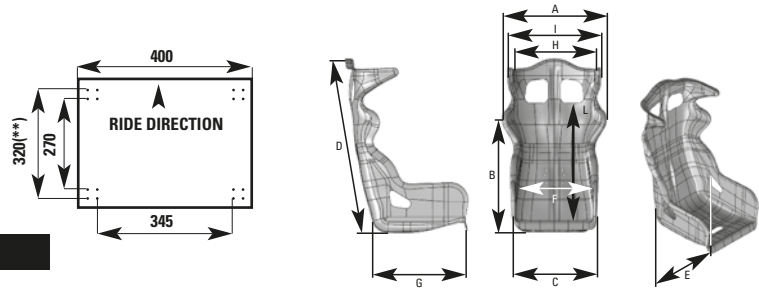


The following measurements are given as a guide. Actual measurements may vary to accommodate production. Seat fitting type: according to FIA regulations the seat must be fixed to the brackets by means of at least four bolts M8 class 8.8. The diagram shows the distances between the fixing points in mm.

\* the weight refers to the complete seat (tolerance of 10%).

\*\* referring to bottom fixing points of the sliding guide.

**TYPE W:** inner side int. 289 mm **TYPE Y:** bottom 345x270 mm



## LEGEND

A external max width at shoulders

B seat bottom to mid shoulders

C seat bottom max external width

D total height of seat back

E external max width at seat fixing inserts

F seat inner width (belt holes area)

G bottom length












H internal width between side head protections

I external width between side head protections

L height from the bottom to the harness slot

**W= side fixing Y= bottom fixing**

HOMOLOG.	SHELL	AIRNET MATERIAL	CUSHIONS SPLIT LEG	A	B	C	D	E	F	G	H	I	L	HARNES SLOTS	WEIGHT* (KG)	FIXING	
<b>HTE ONE HA/761E</b>																	
FIA 8862/2009	CARBON		✓	625	620	490	890	380	365	480	365	500	655	5	9.2	W	
<b>HTE ONE XL HA/798</b>																	
FIA 8862/2009	CARBON		✓	680	580	490	970	400	390	515	370	520	700	5	9.9	W	
<b>HRC-ONE HA/789</b>																	
FIA 8862/2000	CARBON	✓	✓	615	635	455	900	405	365	470	345	460	630	5	9.2	W	
<b>HRC-R CARBON AIR HA/786</b>																	
FIA 8855/1999	CARBON	✓	✓	615	635	460	890	395	365	470	345	490	620	5	6,2	W	
<b>HRC-R FIBERGLASS AIR HA/793</b>																	
FIA 8855/1999	FIBERGLASS	✓	✓	620	635	470	900	390	365	470	370	530	620	5	9.5	W	
<b>HRC-R FIBERGLASS AIR XL HA/794</b>																	
FIA 8855/1999	FIBERGLASS	✓	✓	610	680	490	980	425	400	480	360	520	675	5	10.3	W	
<b>HRC-R CARBON HA/788</b>																	
FIA 8855/1999	CARBON	✓	✓	615	635	460	890	395	365	470	345	490	620	5	5,8	W	
<b>PROTOTIPO HA/745</b>																	
FIA 8855/1999	CARBON	✓	✓	530	520	440	790	385	380	480	360	450	570	5	6,1	W	
<b>HTE-R HA/772E</b>																	
FIA 8855/1999	FIBERGLASS	✓	✓	560	570	515	880	420	390	490	315	480	665	5	9.4	W	
<b>HTE-R 400 HA/780E</b>																	
FIA 8855/1999	FIBERGLASS	✓	✓	560	570	515	880	420	390	490	310	420	665	5	10.2	W	
<b>HTE-R XL HA/771E</b>																	
FIA 8855/1999	FIBERGLASS	✓	✓	580	610	530	920	440	415	550	305	485	705	5	10.5	W	
<b>HTE-R CARBON HA/768E</b>																	
FIA 8855/1999	CARBON	✓	✓	545	560	465	880	390	370	470	330	490	665	5	6.6	W	
<b>HTE-R CARBON XL HA/779E</b>																	
FIA 8855/1999	CARBON	✓	✓	560	580	485	890	425	390	490	330	490	665	5	6.8	W	

HOMOLOGATION	SHELL	AIRTEX® MATERIAL	CUSHIONS SPLIT LEG	MEASURE IN MM												HARNESS SLOTS	WEIGHT* (KG)	FIXING	
				A	B	C	D	E	F	G	H	I	L						
<b>WRC-R HA/773E</b>																			
FIA 8855/1999	FIBERGLASS	✓	✓	620	600	510	890	410	390	480	/	/	645	5	8.8	W			
<b>WRC-R CARBON HA/769E</b>																			
FIA 8855/1999	CARBON	✓	✓	590	600	495	890	400	365	490	/	/	645	5	5.6	W			
<b>WRC-R XL HA/778E</b>																			
FIA 8855/1999	FIBERGLASS	✓	✓	665	600	520	920	430	415	480	/	/	700	5	10.7	W			
<b>ARS-R HA/774E</b>																			
FIA 8855/1999	FIBERGLASS	✓		590	600	500	910	395	370	490	/	/	615	5	8.9	W			
<b>ARS-R CARBON HA/770E</b>																			
FIA 8855/1999	CARBON	✓		585	600	480	890	380	360	490	/	/	635	5	5.8	W			
<b>RS-PT. 2 HA/762E</b>																			
FIA 8855/1999	FIBERGLASS			565	560	510	880	420	395	480	340	510	675	5	10.4	W			
<b>CHAMP-R HA/766E</b>																			
FIA 8855/1999	FIBERGLASS			590	575	520	890	400	360	480	/	/	615	5	8.8	W			
<b>TRS-E PLUS HA/744E</b>																			
FIA 8855/1999	TUBULAR STEEL			585	640	510	890	410	390	470	/	/	600	5	10.3	W Y			
<b>TRS-E SKY HA/760E</b>																			
FIA 8855/1999	TUBULAR STEEL			585	640	510	890	410	390	470	/	/	600	5	10.8	W Y			
<b>TRS-E HA/741E</b>																			
FIA 8855/1999	TUBULAR STEEL			585	640	510	890	410	390	470	/	/	600	5	10.3	W Y			
<b>TRS-E XS HA/783E</b>																			
FIA 8855/1999	TUBULAR STEEL			520	600	420	870	395	330	470	/	/	575	5	10.2	W Y			
<b>TRS-E XL HA/781E</b>																			
FIA 8855/1999	TUBULAR STEEL			625	680	540	950	450	415	520	/	/	655	5	12.3	W			
<b>FIRST-R HA/790</b>																			
FIA 8855/1999	FIBERGLASS			620	600	510	890	410	390	480	/	/	630	5	8.9	W			
<b>TRS LEGEND HA/775</b>																			
FIA 8855/1999	TUBULAR STEEL			585	640	510	890	410	390	470	/	/	600	5	10.8	W Y			